

# TECHNICAL RIDER

---

These requirements are needed in order to provide you with the best possible performance. Please read and initial each section, then sign below. If you have ANY questions or ANY issues, please let Doug know IMMEDIATELY!

**STAGE:** \_\_\_\_\_

Doug requires a staging area at least 8' deep x 15' wide. If the audience is larger than 100, a stage or riser is required for visibility of PERFORMER. If stage is more than 12" high, steps should be located at the front or to the audience's right hand side. For outdoor performances, the stage should be covered to protect performer and equipment from direct sun or inclement weather conditions. Audience seating should begin approximately 8' to 10' from the stage. This is an audience participation program, the audience must be close! For after dinner engagements – please refer to the following floor plan layouts on the next page.

**SOUND:** \_\_\_\_\_

Two XLR (3 pin) inputs on house sound system. Input 1 for PERFORMER's wireless microphone receiver (supplied by PERFORMER.) Input 2 for spectator microphone. 1 RCA input for PERFORMER's audio tracks. If you do not have a sufficient sound system or are unsure please contact Doug.

**POWER:** \_\_\_\_\_

If Doug is providing sound – a standard 110V electrical outlet is required within 12 feet of the performance area. If an outlet is not available, a cord should be run to the rear of the performance area and taped down prior to arrival.

**LIGHTING:** \_\_\_\_\_

Basic lighting required. House lighting should be at  $\frac{3}{4}$  as performer needs to see and interact with audience. Follow spots can be used if available.

**ADDITIONAL EQUIPMENT:** \_\_\_\_\_

Doug will also require the following items on-stage: A small table and 5 folding chairs.

**SETUP/STRIKE:** \_\_\_\_\_

Load in a parking close to the performance area is required. All required passes – parking & entry. Setup time is 60 to 90 minutes prior to doors open. Strike time is 20 – 30 minutes. If other acts share the stage, stage hands to move props to and from performance area.

**HOSPITALITY:** \_\_\_\_\_

A dressing room or private area for changing. If other acts are performing they may share this dressing area – but it should not be available to the public. Easy access to bathrooms.

**DURING PERFORMANCE:** \_\_\_\_\_

Artists or their crews from previous or upcoming performances are not to be on-stage during Doug's performance. No videotaping without prior written consent. Doug maintains the right to videotape his own performances.

If Doug arrives and finds any room or show arrangements will create an unsatisfactory performance, SPONSOR agrees the arrangements will need to be corrected before the program goes on. If it is determined the corrections cannot be made, Doug will be released from his obligation to perform and payment will be due in full.

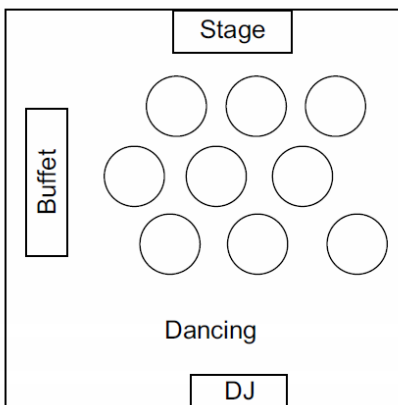
SPONSOR Signature: \_\_\_\_\_

# TECHNICAL RIDER

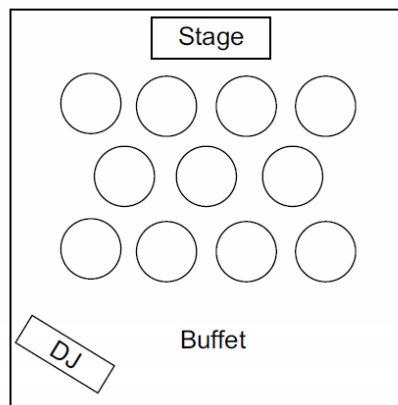
## Room Layouts

### We want YOU to look good!

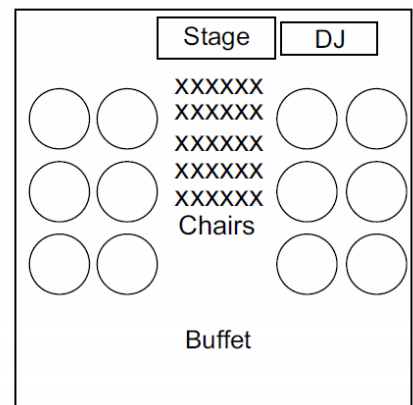
You've hired professional entertainment and if things don't go well – it will reflect on you! It makes sense to use Doug's experience and follow his advice when setting up the room. The audience must be able to **SEE** the entertainer. **NEVER** put table behind your entertainer. **NEVER** leave an open dance floor or buffet tables in front of your entertainer. This show requires audience interaction – the audience seating should start 8' to 10' in front of the stage. Below are some good room layouts.



1.



2.



3.

If you must have a dance floor in front of the stage, place chairs on the dance floor for the performance. They may be quickly removed for dancing following the program. In this event – your guests must sit in these chairs during the program, leaving the comfort of their table. Layout #1 and #2 are preferable as they allow your guests to remain seated and you avoid the confusion and aggravation of shuffling seats.

If your catering/convention manager tries to suggest a different style layout – please keep in mind they are doing so for their convenience. Most managers do not know how to set up the room for a successful entertainment program. Often they never even see that part of your evening.

Doug has over a decade of performing experience. He knows what it requires to connect with your group. His reputation as an entertainer and your reputation with your organization depend on a great performance. Please make certain that your room is configured in one of the layouts listed above.

If these requirements are not possible or available please contact Doug well in advance of the program. We are happy to plan alternative measures to insure the success of your program.



**DOUGKEVILUS**  
M E N T A L I S T